

PRODUCT DATASHEET

DULUX S 7 W/840

OSRAM DULUX® S | Short CFLni, with 2-pin base for CCG operation



Areas of application

- Ideal for cost-effective creative illumination and decoration
- Offices, public buildings
- Shops
- Supermarkets and department stores
- Hotels, restaurants

Product benefits

- Improved maintenance

Product features

- Good color rendering index
- Short and compact pin-base lamps with single-turn tubes
- Single-ended two-pin plug-in G23 base



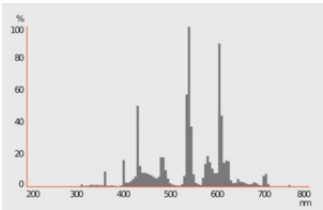
TECHNICAL DATA

Electrical data

Nominal wattage	7 W
Construction wattage	7.10 W
Nominal voltage	47 V
Nominal current	0.18 A

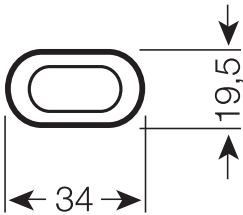
Photometrical data

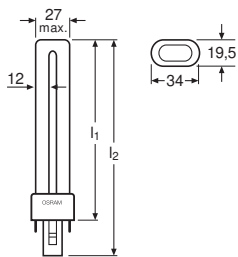
Luminous flux	400 lm
Luminous efficacy	56 lm/W
Light color (designation)	LUMILUX Cool White
Color temperature	4000 K
Color rendering index Ra	≥80
Light color	840
Rated LLMF at 2,000 h	0.85
Rated LLMF at 4,000 h	0.78
Rated LLMF at 6,000 h	0.76
Rated LLMF at 8,000 h	0.75



349615_FL_840

Dimensions & Weight





Overall length	136.50 mm
Length with base excl. base pins/connection	114,00 mm
Diameter	12.00 mm
Tube diameter	12 mm
Product weight	20.6 g

Temperatures & operating conditions

Ambient temperature range	-5...+40 °C
---------------------------	-------------

Lifespan

Service life	6500 h
Rated lamp survival factor at 2,000 h	0.99
Rated lamp survival factor at 4,000 h	0.99
Rated lamp survival factor at 6,000 h	0.99
Rated lamp survival factor at 8,000 h	0.81
Lifespan B50	10000 h

Additional product data

Base (standard designation)	G23
Mercury content	1.6 mg

Capabilities

Dimmable	No
----------	----

Certificates & Standards

Energy efficiency class	G
Energy consumption	8.00 kWh/1000h

Country-specific categorizations

ILCOS	FSD-7/840-I-G23
-------	-----------------

Order reference	DULUX S 7W/840
-----------------	----------------

Energy labelling regulation data acc EU 2019/2015

Lighting technology used	CFLNI
Non-directional or directional	NDLS
Mains or non-mains	NMLS
Light source cap-type (or other electric interface)	G23
Connected light source (CLS)	No
Color-tuneable light source	No
Envelope	No
High luminance light source	No
Anti-glare shield	No
Correlated colour temperature type	SINGLE_VALUE
Claim of equivalent power	No
Length	136.50 mm
Height	12.00 mm
Width	12.00 mm
Chromaticity coordinate x	0,380
Chromaticity coordinate y	0,380
Beam angle correspondence	SPHERE_360
EPREL ID	546485
Model number	AC34260


EQUIPMENT / ACCESSORIES




- Suitable for operation on conventional control gear

Safety advice

- In case of lamp breakage: www.ledvance.com/brokenlamp

DOWNLOAD DATA

Documents and certificates	Document name
 Declarations of conformity	EC Declaration of Conformity - 2021 9C1-4077883-EN-00 - DULUX S

Documents and certificates		Document name
	Certificates	EAC RU C-DE.HA46.B.01131_21 21.05.2021-20.05.2026 Expert Certification - CFLpin
	Certificates	EAC N RU D-DE.MU62.B.00933_20 06.03.2020-05.03.2025 Prommash Test - CFLpin
Photometric and lighting design files		Document name
	Spectral power distribution	349615_FL_840

LOGISTICAL DATA

Product code	Packaging unit (Pieces/Unit)	Dimensions (length x width x height)	Gross weight	Volume
4050300010571	Folding box 1	23 mm x 36 mm x 139 mm	31.00 g	0.12 dm ³
4050300240886	Shipping box 10	190 mm x 53 mm x 152 mm	347.00 g	1.53 dm ³

The mentioned product code describes the smallest quantity unit which can be ordered. One shipping unit can contain one or more single products. When placing an order, for the quantity please enter single or multiples of a shipping unit.

DISCLAIMER

Subject to change without notice. Errors and omission excepted. Always make sure to use the most recent release.